
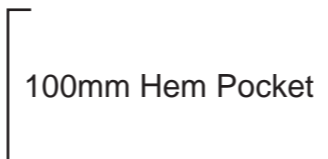


Scale 1:50



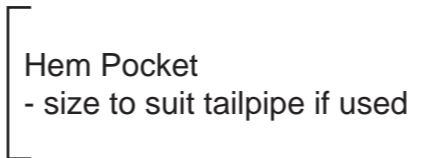
Scale 1:5



Over Stage Banner
 Holders are accessible easily during stage assembly. Image shows full width including PA wing holders. Also visible is the velcro attachment location for the banner as a Stage Skirt.

- Construction Notes - Over Stage Banners**
- Eyelet centre hole to be at least 10mm when used on over stage banners
 - 12x Bolts for over stage banners to be M8 or 5/16.
 - Each bolt to be 70mm long complete with flat washer and wingnut
 - distances BETWEEN eyelets as marked are critical for proper placement of the banner. Unmarked distances are not critical.

- Construction Notes - Stage Skirt**
- Velcro to be 50mm "loop side" with no more than 25mm unused space at the top.
 - top pocket used for sideways support via 50mm ratchet straps that run the full length of the banner. Only required for "heavy" banners.



Created John Grimshaw	Approved John Grimshaw		
Document Type Drawing	Document Status Workshop		
Title 14m Banner Construction General Arrangement	Date 22/11/2012	Drawing No: 2012-14mBanner01	Revision: A
	Paper A3	Scale various	